

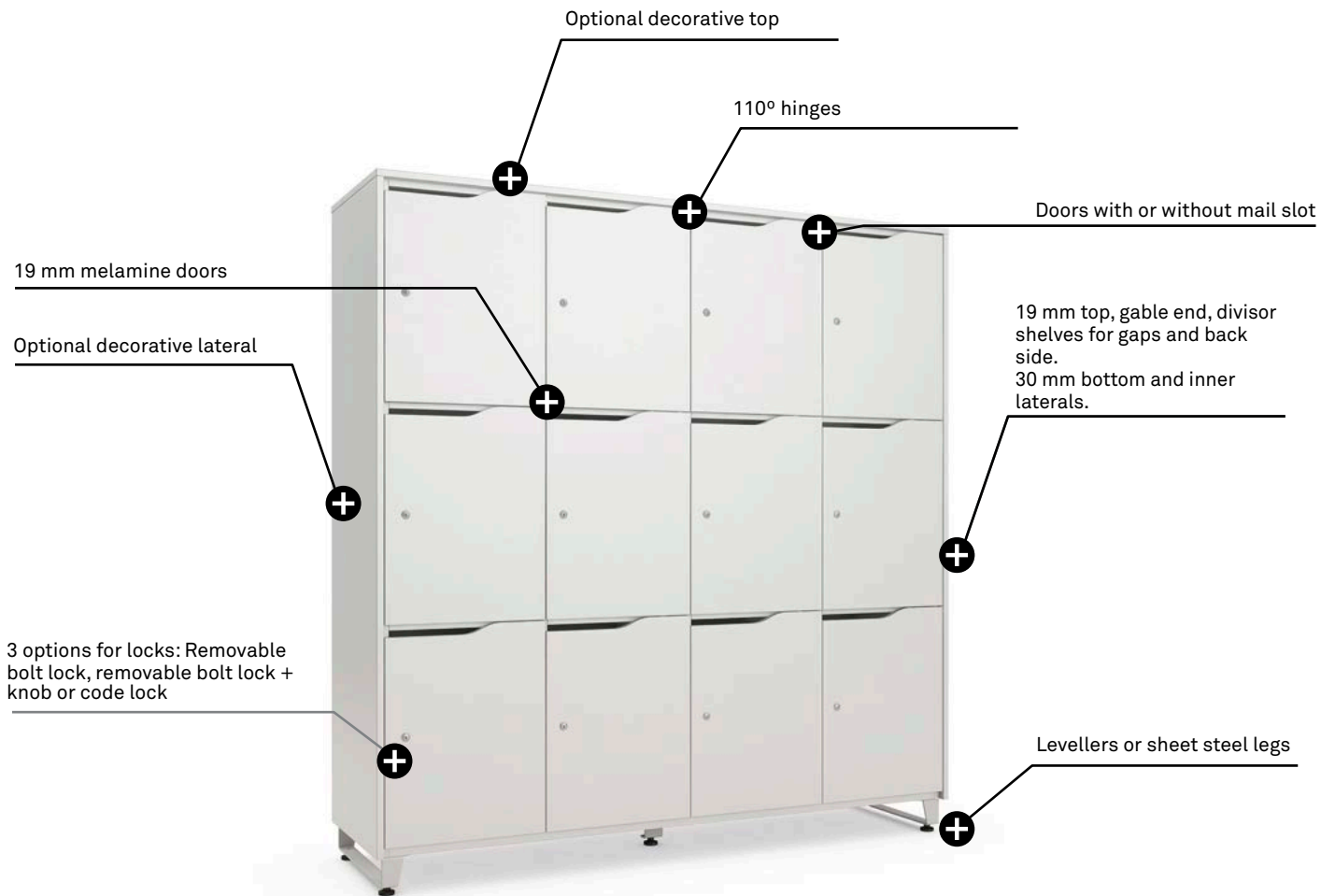
Forma 5

TECHNICAL FEATURES

CAMPUS



CAMPUS



ELEMENT DESCRIPTION

BOARD AND EDGE

19 mm and 30 mm thick melamine particle board. The quality requirements for the board are made according to the UNE-EN 312 legal terms, corresponding to P2 board. The average 30 mm thick board density is 610 kg/m³. and 630 kg/m³ for 19 mm thick board. 2, 1,2 and 0,5 mm thick thermofused edges with the same finishes than the board.

FRAMEWORK

119 mm top, gable end, divisor shelves for gaps and back side. 30 mm bottom and inner laterals. 1,2 mm thick board for front and backside edges. The other edges of 0,5 mm thick board. Top framework drilled, it is recommended to order a decorative top or coating.



MELAMINE DOORS

19 mm thick melamine particle board. These doors can be without mail slot (1,2 mm thick board) or with mail slot (2 mm thick board) in option. It is chosen the mail slot option, it is advisable to order a metal tray for mail or a melamine or metal shelf.

Join to the Locker by hinges with self-closing system (110° of rotation). It includes block to soften noise. Doors will be served with the vertical grain.



LOCKS


There are three options:

- Removable bolt lock (90° rotation). It includes a key locking device when the lock is opened, in this way the key cannot be extracted while we open the door.
- Removable bolt lock + knob (90° rotation).
- Code lock.

The closure is made by a piece fixed to the side. Polar white finishes. Consult us for other colours.



Removable bolt lock



Removable bolt lock + knob



Code lock

FLOOR SUPPORT: LEVELLERS OR METAL FEET

Both options allow levelling:

- The leveler integrated in the floor is regulated from the inner of the Locker.
- Sheet steel legs with 4 mm thickness, with a laser-cut and folded, with welded shaft to screw levelers. Ø43 mm polypropylene levelers with bolts M8 screw and a gap Allen to lever from feet.

The bottom has metal nuts to assemble the feet.

The lockers of 135 and 180 widthness have an extra foot in the centre of the Locker.

Feet in polar white finishes. Consult us for other colours.



MELAMINE ACCESSORIES

DECORATIVE MELAMINE TOP


19 mm thick melamine particle board and 1,2 mm thick edges. The top is flush with the framework sides and doors. It has metal nuts to assemble from the inner.

DECORATIVE MELAMINE TOP AND LATERAL COATING

19 mm thick melamine particle board. The top of 1,2 mm thick edges. Laterals of 1,2 mm thick edges (front and back sides) and 0,5 mm thick edges (top and bottom side). The top is flush with the lateral coating and doors, on the top and lateral sides. Both have metal nuts to assemble from the inner.

MELAMINE SHELVES

19 mm thick melamine particle board. 1,2 mm thick edge (front side) and 0,5 mm the rest of the perimeter.



METAL ACCESSORIES

Cold laminated steel, covered with 100 micron thick epoxy paint, polymerized at 220°C. Painted with 60-80 microns thick.

METAL SHELVES

0.8 mm thickness. Double folded (on the front and back side) to increase rigidity. It is assembled on a metal bolt that is screwed in the inner of the Locker.

METAL DIVIDER


Metal shelves with vertical division made of 1,2 mm sheet. There are supplied in flat shape with microperforations which facilitate folding.

Metal divider with 1 shelf: L-shaped shelf. It can be assembly in the top and lateral side of the gap or under a melamine shelf.

Metal divider with 2 shelves + hanger: a vertical axis with 2 shelves towards one side and a hanger towards the other one.

METAL TRAY FOR MAIL

A metal tray that allows you to have an exclusive mailbox space so that the documents do not mix with the rest of the objects. Metal shelves with vertical division made of 0,8 mm sheet. There are supplied in flat shape with microperforations which facilitate folding. Its shape adapts to the shape of the doors with a mail slot to optimize the space of the inner. It is assembled on a metal bolt in the lateral side of the Locker and the top of the gap.



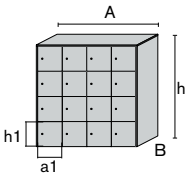
PACKING

The cabinet goes completely disassembled. The bulks go wrapped with protections.

OVERVIEWS AND DIMENSIONS

LOCKER WITH 4 SECTIONS 180 CM WIDTH

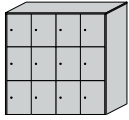
h 180 cm



4 SECTIONS

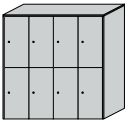
$$A/a1 \times B \times h/h1$$

$$180/41,7 \times 52,2 \times 180/42,1$$



$$A/a1 \times B \times h/h1$$

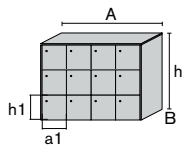
$$180/41,7 \times 52,2 \times 180/56,8$$



$$A/a1 \times B \times h/h1$$

$$180/41,7 \times 52,2 \times 180/86,2$$

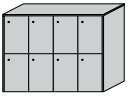
h 135 cm



4 SECTIONS

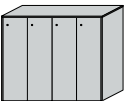
$$A/a1 \times B \times h/h1$$

$$180/41,7 \times 52,2 \times 135/41,8$$



$$A/a1 \times B \times h/h1$$

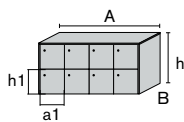
$$180/41,7 \times 52,2 \times 135/63,7$$



$$A/a1 \times B \times h/h1$$

$$180/41,7 \times 52,2 \times 135/129,4$$

h 90 cm



4 SECTIONS

$$A/a1 \times B \times h/h1$$

$$180/41,7 \times 52,2 \times 90/41,2$$

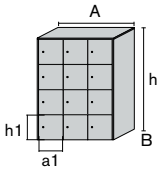


$$A/a1 \times B \times h/h1$$

$$180/41,7 \times 52,2 \times 90/84,4$$

LOCKER WITH 3 SECTIONS 135 CM WIDTH

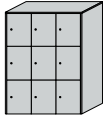
h 180 cm



3 SECTIONS

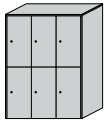
$$A/a1 \times B \times h/h1$$

$$135/41,7 \times 52,2 \times 180/42,1$$



$$A/a1 \times B \times h/h1$$

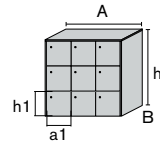
$$135/41,7 \times 52,2 \times 180/56,8$$



$$A/a1 \times B \times h/h1$$

$$135/41,7 \times 52,2 \times 180/86,2$$

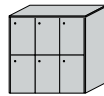
h 135 cm



3 SECTIONS

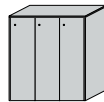
$$A/a1 \times B \times h/h1$$

$$135/41,7 \times 52,2 \times 135/41,8$$



$$A/a1 \times B \times h/h1$$

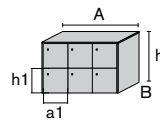
$$135/41,7 \times 52,2 \times 135/63,7$$



$$A/a1 \times B \times h/h1$$

$$135/41,7 \times 52,2 \times 135/129,4$$

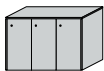
h 90 cm



3 SECTIONS

$$A/a1 \times B \times h/h1$$

$$135/41,7 \times 52,2 \times 90/41,2$$



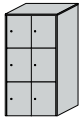
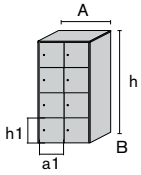
$$A/a1 \times B \times h/h1$$

$$135/41,7 \times 52,2 \times 90/84,4$$

OVERVIEWS AND DIMENSIONS

LOCKER WITH 2 SECTIONS 90,3 CM WIDTH

h 180 cm



2 SECTIONS

$A/a1 \times B \times h/h1$

90,3/41,7 x 52,2 x 180/42,1

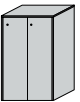
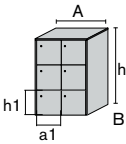
$A/a1 \times B \times h/h1$

90,3/41,7 x 52,2 x 180/56,8

$A/a1 \times B \times h/h1$

90,3/41,7 x 52,2 x 180/86,2

h 135 cm



2 SECTIONS

$A/a1 \times B \times h/h1$

90,3/41,7 x 52,2 x 135/41,8

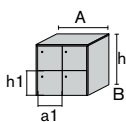
$A/a1 \times B \times h/h1$

90,3/41,7 x 52,2 x 135/63,7

$A/a1 \times B \times h/h1$

90,3/41,7 x 52,2 x 135/129,4

h 90 cm



2 SECTIONS

$A/a1 \times B \times h/h1$

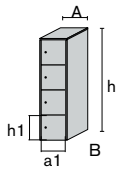
90,3/41,7 x 52,2 x 90/41,2

$A/a1 \times B \times h/h1$

90,3/41,7 x 52,2 x 90/84,4

LOCKER WITH 1 SECTION 45,5 CM WIDTH

h 180 cm



1 SECTION

A/a1 x B x h/h1

45,5/41,7 x 52,2 x 180/42,1

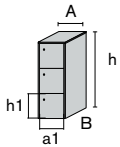
A/a1 x B x h/h1

45,5/41,7 x 52,2 x 180/56,8

A/a1 x B x h/h1

45,5/41,7 x 52,2 x 180/86,2

h 135 cm



1 SECTION

A/a1 x B x h/h1

45,5/41,7 x 52,2 x 135/41,8

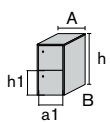
A/a1 x B x h/h1

45,5/41,7 x 52,2 x 135/63,7

A/a1 x B x h/h1

45,5/41,7 x 52,2 x 135/129,4

h 90 cm



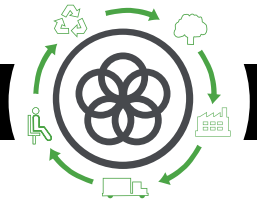
1 SECTION

A/a1 x B x h/h1

45,5/41,7 x 52,2 x 90/41,2

A/a1 x B x h/h1

45,5/41,7 x 52,2 x 90/84,4



Life Cycle Analysis

CAMPUS



RAW MATERIALS		
Raw Material	Kg	%
Steel	4,78	3,9
Plastic	0,11	0,1
Wood	117,46	95,8

% Recycled Mat. = 69%
 % Recyclable Mat. = 98%

Ecodesign

Results reached during the life cycle stages

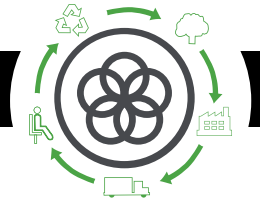


Wood
 70% of the wood material is recycled, has PEFC/FSC and complies within the E1 standard.

Steel
 15%-99% recycled material.

Plastic
 30%-40% recycled material.

Packings
 100% recyclable with inks with no solvents.



PRODUCTION

Raw materials use optimization

Board, upholstery and steel tubes cut.

Renewable energies use

reducing the CO2 emissions. (Photovoltaic pannels)

Energy saving measures

in all production process

COV global emission reduction

of the production processes by 70%.

Podwer painting

ecovery of 93% of the non deposited painting

Glue removal from the upholstery

The facilities

have an internal sewage for liquid waste.

Green points

at the factory

100% waste recycling

at production process ans dangerous waste special treatment.



TRANSPORT

Cardboard use opmitization

of the packings

Cardboard and packing materials use reduction

Flat packings and small bulks

to optimize the space.

Solid waste compacter

which reduces transport and emissions.

Light volumes and weights

Transport fleet renewal

reducing by 28% the fuel consumption.

Suppliers area reduction

Local market power and less pollution at transport.



USE

Easy maintenance and cleaning

without solvents.

Forma 5 guarantee

The highest quality

for materials to provide a 10 year average life of the product.

Useful life optimization

of the product due to a standarized and modular design.

The boards

with no E1 particle emission.



END LIFE

Easy unpacking

for the recyclability or compound reuse.

Piece standarization

for the use.

Recycled materials used for products (% recyclability):

Wood is 100% recyclable.

Steel is 100% recyclable.

Plastics are from 70 to 100% recyclable.

With no air or water pollution

while removing waste.

Returnable, recyclable and reusable packing

Product recyclability 98%

MAINTENANCE AND CLEANING GUIDE

MELAMINE PIECES

Rub the dirty spots with a wet cloth with PH neutral soap.

PLASTIC PIECES

Rub the dirty spots with a wet cloth with PH neutral soap.

METAL PIECES

- 1 Rub the dirty spots with a wet cloth with PH neutral soap.
- 2 Polished aluminium pieces can have their polish bak by covering and rubbing them with a dry cottom cloth.

GLASS PIECES

Rub the dirty spots with a wet cloth with PH neutral soap.

Do not use abrasive products in any case.