

Forma 5

TECHNICAL FEATURES

**F25**



For anti-electrostatic solutions, please ask us the conditions.



**Cable management**

Sliding top  
Top access  
Grommet

**Top**  
Melamine 19 or 30 mm  
Warm glass 10 mm

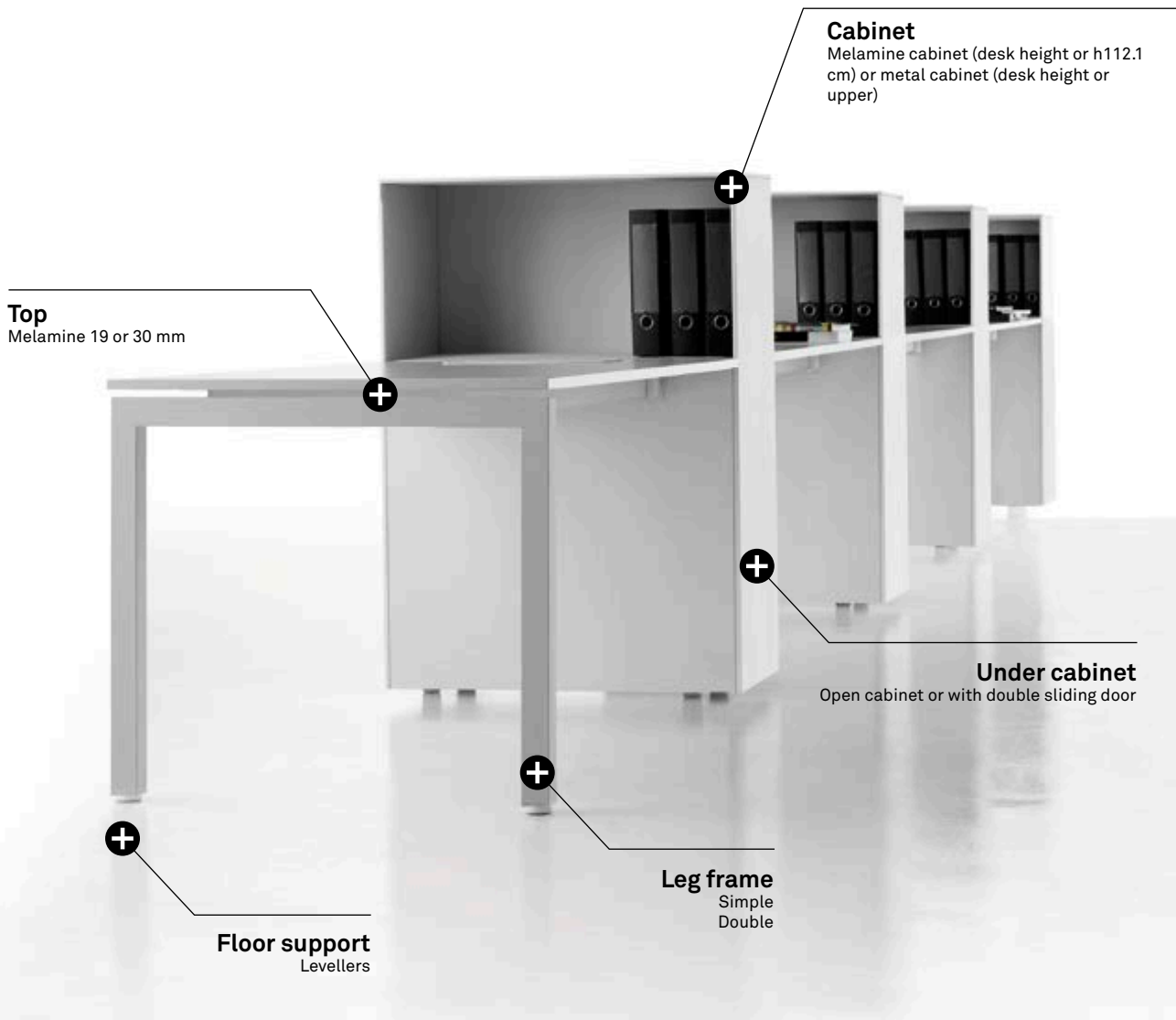
**Beam**  
Double structural

**Floor support**  
Levellers or optional height adjustable levellers

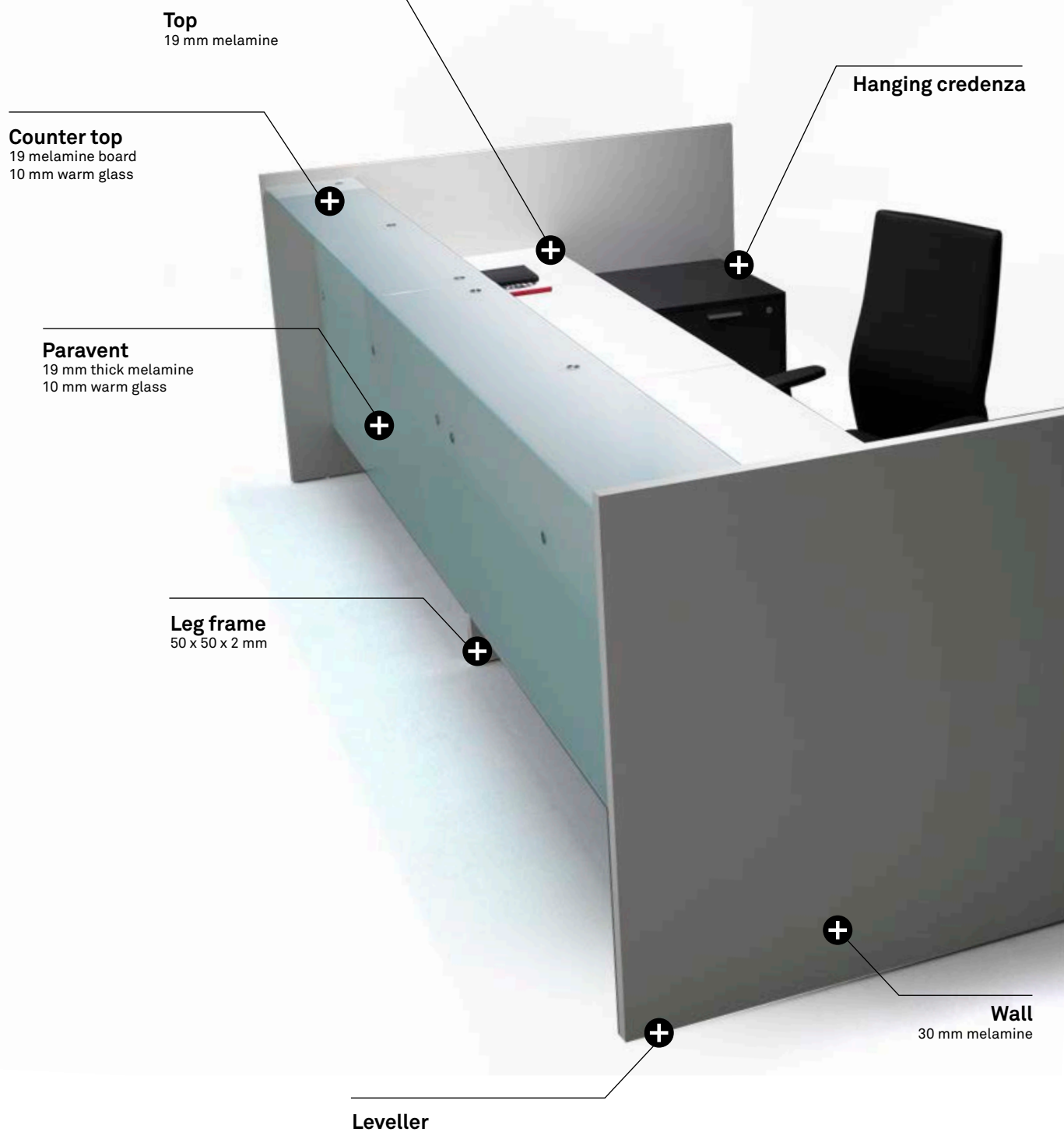
**Leg frame**  
Simple  
Double  
Shared leg frames



# DESK + CABINET FOR SYSTEMS

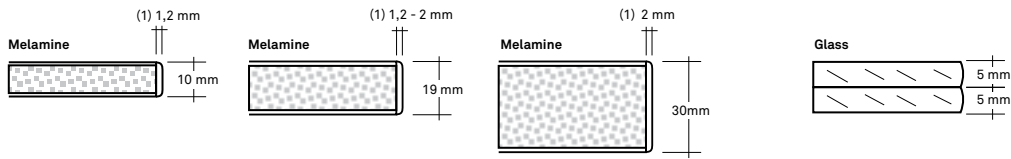


# COUNTER | SINGLE • DOUBLE



# ELEMENT DESCRIPTION

## BOARD




EDGE WIDTH	10 mm BOARD	19 mm BOARD	30 mm BOARD
1,2 mm <sup>(1)</sup>	Pedestal top Screen Cabinet door	Drawer front Cabinet top, lateral, floor and shelf	Floor
2 mm <sup>(1)</sup>		Desk top Screen Counter desk	Desk

## TOP

**MELAMINE:** 19 or 30 mm thick melamine particle board. 2 mm thick thermofused edges around the perimeter. Wide range of finishes. The quality requirements for the board are made according to the UNE-EN 312 legal terms, corresponding to P2 board. The average 30 mm thick board density is 610 kg/ m<sup>3</sup>. The average 19 mm thick board density is 630 kg/m<sup>3</sup>.

**GLASS:** 10 mm thick warm glass with the inner side painted and white finishes.



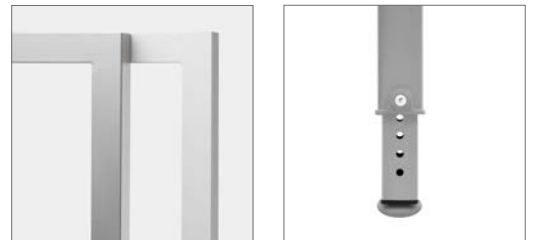
Melamine

Glass

## LEG FRAME

50 x 50 x 2 mm square steel tubes. 100 Micron epoxy powder paint. Leg meet cross bar angle joint. Floor support with levellers to keep the desk surface straight.

This program includes three types of leg frames: simple (for single desks), double (for bench desks) and add-on leg frames (for bench desks). The last type provides longitudinal growth for add-on desks and, as it is shorter than the bench side where it is installed, it facilitates the distribution of workstations. Optional leg frame with height adjustment for single desks (650 - 850 mm). 100 Micron layer epoxy paint.



Leg frame

Height adjustment

## STRUCTURE

The structure is formed by four 60 x 30 x 2 mm rectangular section beams, which are fixed to the leg frames through an innovative and patented assembly system, which only needs 4 screws. Same finishes as for the leg frames.



Structure

## MODESTY PANEL

**MELAMINE:** 19 mm thick particles board with 1,2 mm thick thermofused edges in its whole perimeter fixed to the framework with specific fittings hidden under the desk.

**METAL:** drilled steel modesty panel with powder epoxy paint finished 220°C polymerized (1,5 mm thick) and engraved texture. Hanging from the front beam. Depending on the program and the modesty panel position in relation with the cable management, we have references for:




Melamine




Metal


### ⚠ COMPATIBILITIES WITH CABLE MANAGEMENT



Modesty panels non compatibles with cable management. Hidden beam.



Modesty panels compatibles with cable management. Trays and beams from the desk front. Modesty panel is placed behind them.



Modesty panels compatibles with cable management. Trays and beams from the desk front. Modesty panel is placed in front of them.

## SCREEN

**MELAMINE:** 19 mm thick particle board with 2 mm thermofused edges around the perimeter. Fixed to the framework with specific fittings.

**GLASS:** 6 mm (3 + 3 mm) laminated glass with inner butyral sheet. Polished edges and rounded corners. Fixed to the framework by specific fittings.

**UPHOLSTERED:** 16 mm thick particle board base with both sides upholstered, fixed to the framework by specific fittings. Sewings at laterals.



Melamine



Upholstered



Glass



Upholstered acoustic

**UPHOLSTERED ACOUSTIC:** 16 mm thick particleboard base covered with a 5 mm thick foam cover with 60 Kg/m<sup>3</sup> density and upholstered on both sides. Double perimeter seam. Fixing to the structure of the desk by specific fittings.


## ELEMENT DESCRIPTION

### ACCESSORIES FOR DESK SURFACE




#### SQUARE DESK GROMMETS

ABS tap of 94 x 94 mm and polished finish. Polypropylene piece Ø 80 mm inner. Height 25 mm (2 mm over top).



#### SLIDING TOP KIT

Set of five plastic POM and polyamide pieces that allows slide the desk top over the structure to access to the electrification located under the desk top. Ordering 1 sliding top kit for single desk, 2 kits for bench desk, one for each desk top.



#### ALUMINIUM TOP ACCESS

Aluminium part overall dimensions 367 x 127 x 33 mm. Extruded tap aluminium 348 x 89 mm and 4 mm average thickness. Aluminium injection inner piece average thickness 2.5 mm.



#### POLYAMIDE TOP ACCESS


Polyamide part outer dimensions are 245 mm x 125 mm x h: 25 mm. The inner has a gap of 225mm x 90mm for the cable management. Set of two pieces made of polyamide with 10% glass fiber and 20% microspheres.

### HORIZONTAL CABLE DRIVING



#### METAL TRANSVERSALE CABLE TRAY

1,5 mm thick blank folded sheet tray. Dimensions 463 x 136 x 124 mm. Folds for fixing between beams.



#### POLYPROPYLENE WIRE CABLE TRAY

Variable thick polypropylene tray. Overall dimensions 472 x 360 x 114 mm. Fixation to beams by folds in the mold. It is possible to screw it to the top.



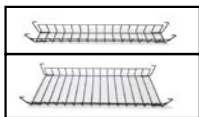
#### REMOVABLE METAL TRANSVERSALE CABLE

1,2 mm thick folded sheet metal tray, with final piece and fastening polyamide clamp to beam. Sheet dimensions: 920/720 x 121.9 x 98.3 mm. Overall dimensions: 1000/800 x 195.4 x 133.4 mm.



#### POLYPROPYLENE CABLE TRAY

Variable thick polypropylene tray. Overall dimensions 365 x 165 x 150 mm. Fixation to top directly by screws.



#### REMOVABLE WIRE CABLE TRAYS

Electrowelded wire tray Ø 5 mm rod. Fix to the tap by metal plates.



#### METALLIC SUPPORT

1 mm thick folded metal tray and dimensions 734 x 67 x 122 mm. Hanging from the beam or modesty panel.



#### REMOVABLE METAL DOUBLE CABLE TRAY

1,2 mm thick folded sheet tray. Dimensions 1200/1000 x 338 mm. Polyamide pieces for subjection to beam. Overall dimensions of the set: 1200/1000 x 489.3 x 142.5 mm.



#### METAL CABLE TRAY TO SERVICE POWER

Metal cable tray to service power outlet, made of steel sheet, 1,2 mm thickness and 300 mm in length. Possibility of setting a power block. Fixing in the desk top with wooden screws. outlet

### VERTICAL CABLE DRIVING



#### METAL CABLE PILLAR

1,5 mm thick metal pillar. Section 71 x 70 mm, base 160 x 160 mm. Overall height 572.5 mm.



#### CABLE MANAGEMENT PILLAR

1 mm thick folded sheet metal column in "C" shape. 51 x 41,5 mm and 584 mm height. Fixation to leg by pressure.



#### CABLE SPINE FOR ELECTRIFICATION

Spiral thermoplastic material, anchored to the top by screws and to the ground with a pedestal base. Silver gray finish.

### ADDITIONAL ACCESSORIES



#### ADJUSTABLE CPU CABINET

Support folded metal sheet, 2 mm thick. Adjustable height and width to suit different dimensions. Screwed to desk top. Flexible polyurethane protections to prevent vibration and to ensure an optimal fit.



#### 4 WAY POWER BLOCK

16A 250V sockets with 3 x 1.5 mm<sup>2</sup> power cable. CAT5E network cable.



#### 3 WAY POWER BLOCK WITH 2X RJ45 DATA

16A 250V sockets with 3 x 1.5 mm<sup>2</sup> power cable. CAT5E network cable.

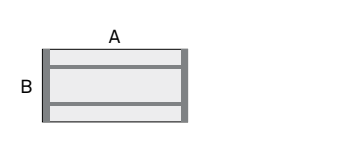
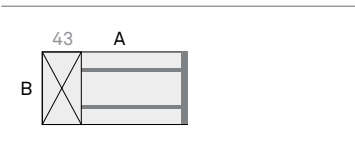
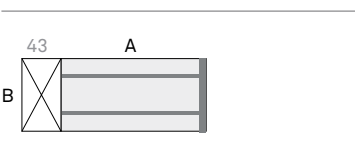
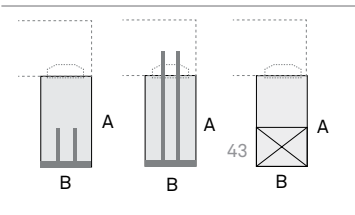


#### POWER CABLE AND EXTENSION CABLE

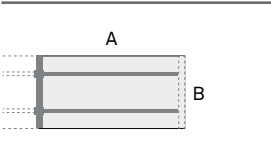
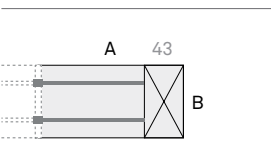
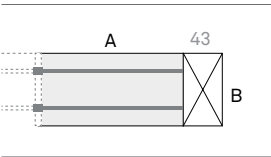
3 x 1,5 mm<sup>2</sup> cable 250V 16A with grounding.

# CONFIGURATIONS AND DIMENSIONS

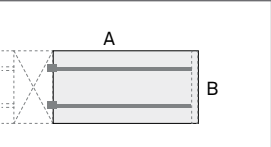
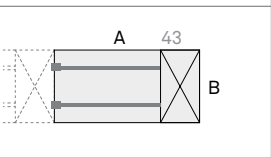
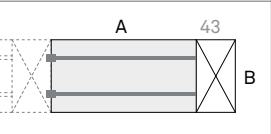
## DESKS AND RETURN DESKS

	DESK	A x B	180 x 80 162 x 80 160 x 80 140 x 80 120 x 80	180 x 67 160 x 67 140 x 67 136 x 67 120 x 67
	DESK WITH 43 WIDTH PEDESTAL / CABINET FOR SYSTEMS	A x B	180 x 80 160 x 80 140 x 80	
	DESK WITH 43 WIDTH PEDESTAL / CABINET FOR SYSTEMS	A x B	180 x 80 160 x 80 140 x 80 120 x 80	
	RETURN DESKS	A x B	100 x 56 80 x 56	

## ADD-ON DESKS FROM A LEGFRAME

	DESK	A x B	180 x 80 160 x 80 140 x 80 120 x 80	180 x 67 160 x 67 140 x 67 120 x 67
	DESK WITH 43 WIDTH PEDESTAL / CABINET FOR SYSTEMS	A x B	180 x 80 160 x 80 140 x 80	
	DESK WITH 43 WIDTH PEDESTAL / CABINET FOR SYSTEMS	A x B	180 x 80 160 x 80 140 x 80 120 x 80	

## ADD-ON DESKS FROM PEDESTALS

	DESK	A x B	180 x 80 160 x 80 140 x 80 120 x 80	
	DESK WITH 43 WIDTH PEDESTAL / CABINET FOR SYSTEMS	A x B	180 x 80 160 x 80 140 x 80	
	DESK WITH 43 WIDTH PEDESTAL / CABINET FOR SYSTEMS	A x B	180 x 80 160 x 80 140 x 80 120 x 80	

TOP 19 mm h: 74 cm  
TOP 30 mm h: 75,1 cm

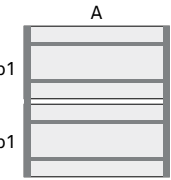


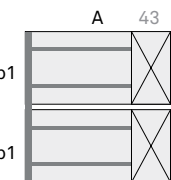
# CONFIGURATIONS AND DIMENSIONS

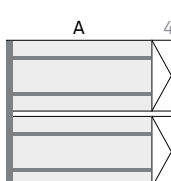
## GLASS OVERVIEWS

	DESK	A x B	180 x 80 160 x 80
---	------	-------	----------------------

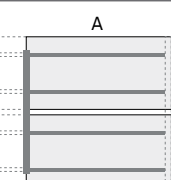
## BENCH DESKS

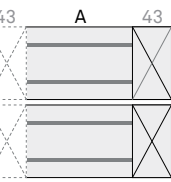
	BENCH DESK SUPPORTED BY A LEGFRAME	A x B/b1	180 x 162,4/80    180 x 136,4/67 160 x 162,4/80    160 x 136,4/67 140 x 162,4/80    140 x 136,4/67 120 x 162,4/80    120 x 136,4/67
---	------------------------------------	----------	--

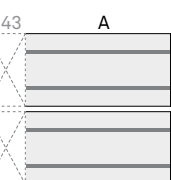
	BENCH DESK WITH 43 WIDTH PEDESTAL / CABINET FOR SYSTEMS	A x B/b1	180 x 162,4/80 160 x 162,4/80 140 x 162,4/80
--	---	----------	--

	BENCH DESK WITH 43 WIDTH PEDESTAL / CABINET FOR SYSTEMS	A x B/b1	180 x 162,4/80 160 x 162,4/80 140 x 162,4/80 120 x 162,4/80
---	---	----------	--

## BENCH DESKS AND ADD-ON DESKS

	BENCH DESK SUPPORTED BY FRAMELEGS	A x B/b1	180 x 162,4/80    180 x 136,4/67 160 x 162,4/80    160 x 136,4/67 140 x 162,4/80    140 x 136,4/67 120 x 162,4/80    120 x 136,4/67
---	-----------------------------------	----------	--

	BENCH DESK WITH 43 WIDTH PEDESTAL / CABINET FOR SYSTEMS	A x B/b1	180 x 162,4/80 160 x 162,4/80 140 x 162,4/80
---	---	----------	--

	BENCH DESK WITH 43 WIDTH PEDESTAL / CABINET FOR SYSTEMS	A x B/b1	180 x 162,4/80 160 x 162,4/80 140 x 162,4/80 120 x 162,4/80
---	---	----------	--

TOP 19 mm h: 74 cm  
 TOP 30 mm h: 75,1 cm

# CONFIGURATIONS AND DIMENSIONS

## DESKS + CABINETS AND ADD-ON DESKS

	<p>BENCH DESK + 43 CM WIDTH CABINETS WITHOUT A SPACE (CABINET UNDER DESK TOP)</p>	<p>A x B/b1</p>	<p>180 x 160/80 160 x 160/80</p>
	<p>BENCH + 43 CM WIDTH DESK HEIGHT CABINETS (CABINET NEXT TO THE DESK TOP)</p>	<p>A x B/b1</p>	<p>180 x 160/80    140 x 160/80 160 x 160/80    120 x 160/80</p>
	<p>BENCH + 43 CM WIDTH DESK HEIGHT CABINETS (CABINET NEXT TO THE DESK TOP)</p>	<p>A x B/b1</p>	<p>160 x 160/79</p>

## CONFIGURATIONS WITH AXIS CABINETS

	<p>SINGLE DESK</p>	<p>A x B</p>	<p>180 x 80 160 x 80 180 x 67 160 x 67</p>
	<p>DOUBLE DESK</p>	<p>A/a1 x B</p>	<p>360/180 x 80 320/160 x 80</p>
	<p>BENCH DESK FOR 2</p>	<p>A x B/b1</p>	<p>180 x 162,4/80 160 x 162,4/80 180 x 136,4/67 160 x 136,4/67</p>
	<p>BENCH DESK FOR 4</p>	<p>A/a1 x B/b1</p>	<p>360/180 x 162,4/80 320/160 x 162,4/80</p>

TOP 19 mm h: 74 cm  
TOP 30 mm h: 75,1 cm

# CONFIGURATIONS AND DIMENSIONS

## MEETING TABLES

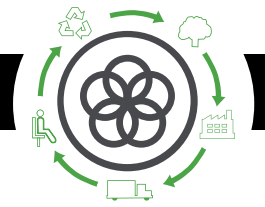
	RECTANGULAR	A x B	240 x 114 200 x 114 180 x 162 160 x 162
	ADD-ON RECTANGULAR TABLE	A x B	240 x 114 200 x 114 180 x 162 160 x 162

TOP 19 mm h: 74 cm  
 TOP 30 mm h: 75,1 cm

## RECEPTION COUNTER

	RECEPTION COUNTER	A/a1 x B/b1	183/80 x 170/80
	DOUBLE RECEPTION COUNTER	A/a1 x B/b1	325/162,5 x 170/80

TOP 19 mm h: 110/74 cm



Life Cycle Analysis

**F25 Program**



RAW MATERIALS (REF. FF002)		
Raw Material	Kg	%
Steel	17,63 Kg	43%
Plastic	0,87 Kg	2%
Wood	22,50 Kg	55%

% Recycled material= 57%  
 % Recyclable materials= 99%

## Ecodesign

Results reached during the life cycle stages



**MATERIALS**

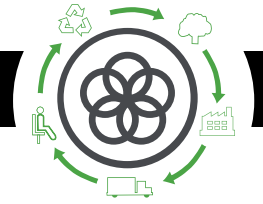
**Wood**  
 70% of the wood material is recycled, has PEFC/FSC and complies within the E1 standard.

**Steel**  
 15%-99% recycled material.

**Plastic**  
 30%-40% recycled material.

**Paintings**  
 Podwer painting without COV emissions

**Packings**  
 100% recyclable with inks with no solvents.



## PRODUCTION

### Raw materials use optimization

Board, upholstery and steel tubes cut.

### Renewable energies use

reducing the CO2 emissions. (Photovoltaic pannels)

### Energy saving measures

in all production process

### COV global emission reduction

of the production processes by 70%.

### Podwer painting

ecoverly of 93% of the non deposited painting

### Glue removal from the upholstery

### The facilities

have an internal sewage for liquid waste.

### Green points

at the factory

### 100% waste recycling

at production process ans dangerous waste special treatment.



## TRANSPORT

### Cardboard use opmitization

of the packings

### Cardboard and packing materials use reduction

### Flat packings and small bulks

to optimize the space.

### Solid waste compacter

which reduces transport and emissions.

### Light volumes and weights

### Transport fleet renewal

reducing by 28% the fuel consumption.

### Suppliers area reduction

Local market power and less pollution at transport.



## USE

### Easy maintenance and cleaning

without solvents.

### Forma 5 guarantee

### The highest quality

for materials to provide a 10 year average life of the product.

### Useful life optimization

of the product due to a standarized and modular design.

### The boards

with no E1 particle emission.



## END LIFE

### Easy unpacking

for the recyclability or compound reuse.

### Piece standarization

for the use.

### Recycled materials used for products (% recyclability):

Wood is 100% recyclable.

Steel is 100% recyclable.

### With no air or water pollution

while removing waste.

### Returnable, recyclable and reusable packing

### Product recyclability 99%

# MAINTENANCE AND CLEANING GUIDE

---

## MELAMINE PIECES

---

Rub the dirty spots with a wet cloth with PH neutral soap.

---

## PLASTIC PIECES

---

Rub the dirty spots with a wet cloth with PH neutral soap.

---

## METAL PIECES

---

- 1 Rub the dirty areas with a wet cloth with PH neutral soap.
- 2 Polished aluminium pieces can have their polish bak by covering and rubbing them with a dry cottom cloth.

---

## GLASS ELEMENTS

---

Rub the dirty spots with a wet cloth with PH neutral soap.

Do not use abrasive products in any case.

---

## LEGAL TERMS

---

### CERTIFICATES

---

Forma 5 certifies that the F25 program has passed all tests provided by our intern Quality Department, as well as the Technological Research Center (TECNALIA) with "satisfactory" results:

EN 15352: "Furniture - Strength, durability and safety - Requirements for non-domestic tables".

UNE EN 527-1-2001 norm. Office furniture. Desks. Part 1: Dimensions.

UNE EN 527-2-2003 norm. Office furniture. Desks. Part 2: Security mechanism requirements.

UNE EN 527-3-2003 norm. Office furniture. Desks. Part 3: Testing methods to determine the stability and mechanic resistance of the structure.

Developed by TANDEM COMPANY