

Forma 5

TECHNICAL FEATURES

GLOVE LOUNGE



FIXED ARMCHAIR 4 WOODEN LEGS



DIMENSIONS

	Low backrest	Hight backrest	Hight backrest with headrest
Height*	73 cm	96,4 cm	110 cm
Seat height*	40,5 cm	40,5 cm	40,5 cm
Width (without arms / with arms)	72/74,5 cm	72/74,5 cm	72/74,5 cm
Depth	69,5 cm	79 cm	81,7 cm
Fabric meters (without arms / with arms)	2,4/2,8 m	2,4/2,8 m	2,4/2,8 m
Gross weight / net weight	17,707 / 13,824 Kg	17,002 / 14,939 Kg	18,568 / 16,505 Kg

* These minimum and maximum dimensions depend on the chosen configuration (arms, bases...). Please ask for concrete values in case you need them.

Dimensions in centimeters

SWIVEL ARMCHAIR WITH POLISHED ALUMINIUM BASE SOFT



DIMENSIONS

	Low backrest	Hight backrest	Hight backrest with headrest
Height*	73 cm	96,4 cm	110 cm
Seat height*	40,5 cm	40,5 cm	40,5 cm
Width (without arms / with arms)	72/74,5 cm	72/74,5 cm	72/74,5 cm
Depth	69,5 cm	79 cm	81,7 cm
Fabric meters (without arms / with arms)	2,4/2,8 m	2,4/2,8 m	2,4/2,8 m
Gross weight / net weight	24,723 / 20,08 Kg	26,238 / 21,595 Kg	27,904 / 23,261 Kg

* These minimum and maximum dimensions depend on the chosen configuration (arms, bases...). Please ask for concrete values in case you need them.

Dimensions in centimeters

SWIVEL ARMCHAIR WITH PYRAMIDAL WOODEN BASE



DIMENSIONS

	Low backrest	Hight backrest	Hight backrest with headrest
Height*	73 cm	96,4 cm	110 cm
Seat height*	40,5 cm	40,5 cm	40,5 cm
Width (without arms / with arms)	72/74,5 cm	72/74,5 cm	72/74,5 cm
Depth	69,5 cm	79 cm	81,7 cm
Fabric meters (without arms / with arms)	2,4/2,8 m	2,4/2,8 m	2,4/2,8 m
Gross weight / net weight	23,253 / 23,24 Kg	24,768 / 22,869 Kg	23,253 / 23,24 Kg

* These minimum and maximum dimensions depend on the chosen configuration (arms, bases...). Please ask for concrete values in case you need them.

Dimensions in centimeters

TABLE ALUMINIUM FLAT BASE



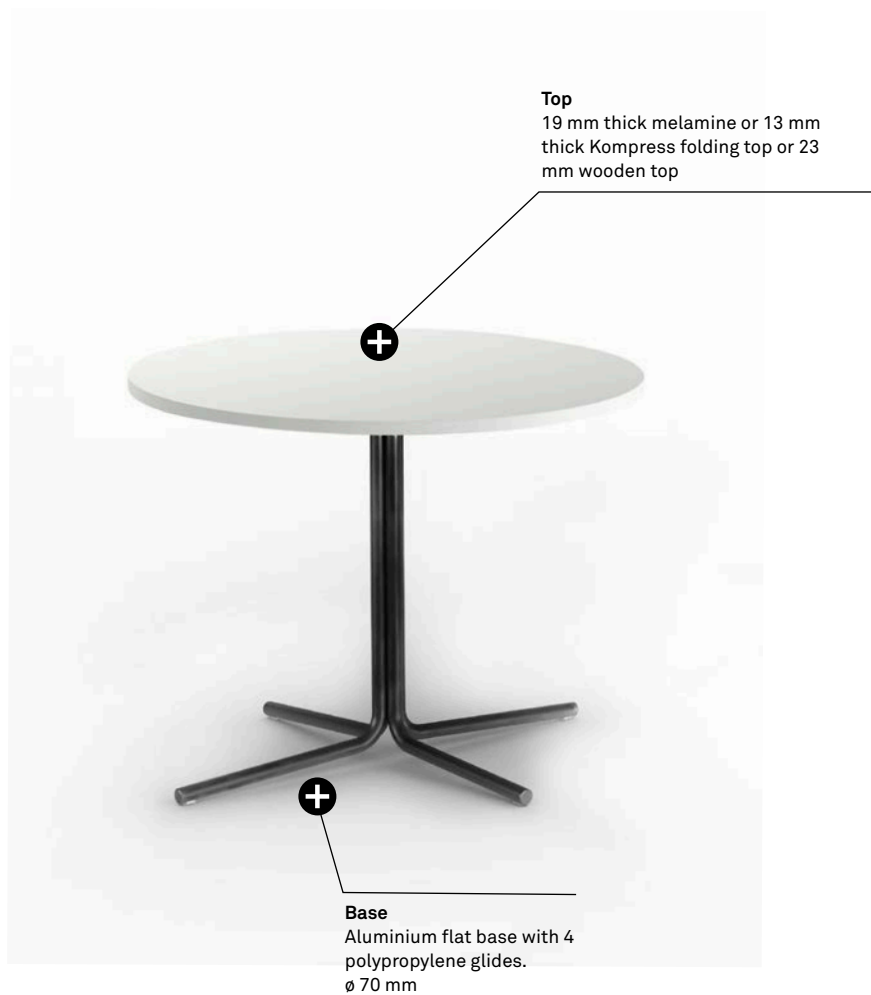
DIMENSIONS



	Melamine			Kompres			Wood		
	Dimensions	Gross weight	Net weight	Dimensions	Gross weight	Net weight	Dimensions	Gross weight	Net weight
Round table with pedestal base	ø80 cm x 37,5 cm	11,505 kg	9,722 kg	ø80 cm x 36,9 cm	12,409 kg	10,626 kg	ø80 cm x 41,5 cm	16,169 kg	12,386 kg
Square table with pedestal base	60 x 60 x 37,5 cm	9,738 kg	7,955 kg	60 x 60 x 36,9 cm	10,382 kg	8,599 kg	60 x 60 x 41,5 cm	13,635 kg	9,852 kg
Square table with four-legged base	80 x 80 x 37,5 cm	12,754 kg	10,971 kg	80 x 80 x 36,9 cm	12,754 kg	10,971 kg	80 x 80 x 41,5 cm	17,971 kg	14,188 kg
Round table with four-legged base	ø80 cm x 74 cm	12,978 kg	10,582 kg	ø80 cm x 73,4 cm	13,882 kg	11,486 kg	-	-	-
Square table with four-legged base	60 x 60 x 74 cm	11,211 kg	8,815 kg	60 x 60 x 73,4 cm	11,211 kg	8,815 kg	-	-	-
Square table with four-legged base	80 x 80 x 74 cm	14,227 kg	11,831 kg	80 x 80 x 73,4 cm	14,227 kg	11,831 kg	-	-	-

Dimensions in centimeters

TABLE FLAT SLED BASE



DIMENSIONS



	Melamine			Kompres			Wood		
	Dimensions	Gross weight	Net weight	Dimensions	Gross weight	Net weight	Dimensions	Gross weight	Net weight
	ø80 cm x 37,5 cm	13,078 kg	10,732 kg	ø80 cm x 36,9 cm	13,982 kg	11,636 kg	ø80 cm x 41,5 cm	13,078 kg	10,732 kg
	60 x 60 x 37,5 cm	11,311 kg	8,965 kg	60 x 60 x 36,9 cm	11,955 kg	9,609 kg	60 x 60 x 41,5 cm	11,311 kg	8,965 kg
	80 x 80 x 37,5 cm	14,327 kg	11,981 kg	80 x 80 x 36,9 cm	15,424 kg	13,078 kg	80 x 80 x 41,5 cm	14,327 kg	11,981 kg
	ø80 cm x 74 cm	15,99 Kg	13,082 kg	ø80 cm x 73,4 cm	16,894 Kg	13,986 kg	-	-	-
	60 x 60 x 74 cm	14,223 kg	11,315 kg	60 x 60 x 73,4 cm	14,867 kg	11,959 kg	-	-	-
	80 x 80 x 74 cm	17,239 kg	14,331 kg	80 x 80 x 73,4 cm	18,336 kg	15,428 kg	-	-	-

Dimensions in centimeters

ELEMENTS DESCRIPTION

SHELL


High or low backrest with interior formed by metal frame of solid rod of cold rolled steel \varnothing 11 mm and steel plates for the anchoring of the structure. The set is wrapped with an over-injected foam of high density 70 kg / m³ upholstered and variable thickness in the seat area with a maximum of 12.5 cm thickness.



STRUCTURE

4 WOODEN LEGS

Fixed structure with 4 legs made of varnished beech wood that can be lacquered. Diameter 3 cm on the lower and 4 cm on the upper part of each leg. Bolt-on glides manufactured in black polyethylene with grey anti-slip.



PULISHED ALUMINIUM SOFT BASE

Swivel structure with 4 spokes made of injected aluminum with a conical shape of 82.5 x 82.5 x h: 30.5 cm. Floor support with polyurethane glides.



PYRAMIDAL WOODEN BASE

Screw-in swivel structure made of steel and covered by a varnished beech wooden case of 87.5 x 87.5 x 31.8 cm. Floor support with polypropylene leveler.



UPHOLSTERY

Backrest and seat available for all the fabrics range of Forma 5, including a wide range of fabrics (yarn, fireproof fabrics) and leathers Consult fabrics brochure and Forma 5 Pricelist. The Group 1, 2, 3, 4, 5 and 6 fabrics of Forma 5 are supplied by the manufacturer company Camira, Gabriel, Kuadrat and Crevin. Although our fabrics brochure includes a selection of these manufacturers' fabrics, if the customer requires another specific, Forma 5 will upholster any of its fabrics in any fabric from these manufactures' catalog.

TABLE

MELAMINE TOPS: 19 mm thick particle board. 2 mm thick thermofused edges around the perimeter. Drilled underneath to allow the assembly. The quality requirements for the board are made according to the UNE-EN 312 legal terms, corresponding to P2 board. The average 19 mm thick board density is 630 kg/m³.

KOMPRESS TOPS: 13 mm thick board top, high density fiber resistant to humidity with melamine coating on the top and bottom faces. Machined at the bottom for its correct assembly. Unclad edge, black finish.

WOODEN TOPS: natural wooden board 23 mm thick than can be lacquered in different finishes.



ALUMINIUM FLAT BASE

Structure: polished aluminium flat base with 4 polypropylene glides. Rectangular section arms. 70 cm diameter base.

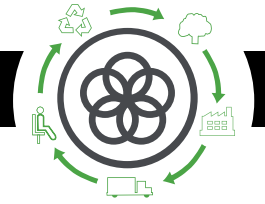


FLAT SLED BASE

Flat sled base, rounded and made of steel. 1,6 cm diameter. Measures 70 x 70 cm.

PACKING

The armchairs are delivered in individual boxes, which protect them during the transport. The cardboard used is 100% recyclable.



Life Cycle Analysis
Program GLOVE LOUNGE



RAW MATERIALS		
Raw Material	Kg	%
Steel	8 Kg	65%
Uphols./Fulling	2,93 Kg	24%
Wood	1,3 Kg	10,5%
Plastic	0,7 Kg	0,5%

% Recycled materials= 5%
 % Recyclable materials= 12 %

Ecodesign

Results reached during the life cycle stages



Steel
 15%-99% recycled material.

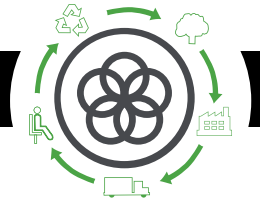
Paintings
 Podwer painting without COV emissions

Plastic
 30%-40% recycled material.

Upholsteries
 Without COV emissions and certified by Okotext.

Staff material
 Without HCFC and certified by Okotext.

Packings
 100% recyclable with inks with no solvents.



PRODUCTION

Raw materials use optimization

Board, upholstery and steel tubes cut.

Renewable energies use

reducing the CO2 emissions. (Photovoltaic pannels)

Energy saving measures

in all production process

COV global emission reduction

of the production processes by 70%.

Podwer painting

recovery of 93% of the non deposited painting

Glue removal from the upholstery

The facilities have an internal sewage for liquid waste.

Green points

at the factory

100% waste recycling

at production process and dangerous waste special treatment.



TRANSPORT

Cardboard use optimization

of the packings

Cardboard and packing materials use reduction

Flat packings and small bulks

to optimize the space.

Solid waste compacter

which reduces transport and emissions.

Light volumes and weights

Transport fleet renewal

reducing by 28% the fuel consumption.

Suppliers area reduction

Local market power and less pollution at transport.



USE

Easy maintenance and cleaning

without solvents.

Forma 5 guarantee

The highest quality

for materials to provide a 10 year average life of the product.

Useful life optimization

of the product due to a standardized and modular design.

The boards

with no E1 particle emission.



END LIFE

Easy unpacking

for the recyclability or compound reuse.

Piece standarization

for the use.

Recycled materials used for products (% recyclability):

Steel is 100% recyclable.

Plastics are from 70 to 100% recyclable.

With no air or water pollution

while removing waste.

Returnable, recyclable and reusable packing

Product recyclability 36%

CHAIR MAINTENANCE AND CLEANING GUIDE

LINES FOR A CORRECT CHAIR CLEANING AND MAINTENANCE, CONSIDERING THE DIFFERENT MATERIALS:

FABRICS

- 1 Vacuum often
- 2 Rub the dirty spot with a wet cloth with PH neutral soap.
Test first on a hidden spot.
- 3 Dry foam for carpets can be alternatively used.

PLASTIC PIECES

Rub the dirty spots with a wet cloth with PH neutral soap.

Do not use abrasive products in any case.

METAL PIECES

- 1 Rub the dirty spots with a wet cloth with PH neutral soap.
- 2 Polished aluminium pieces can have their polish back by covering and rubbing them with a dry cotton cloth.

Design by JOSEP LLUSCÀ