

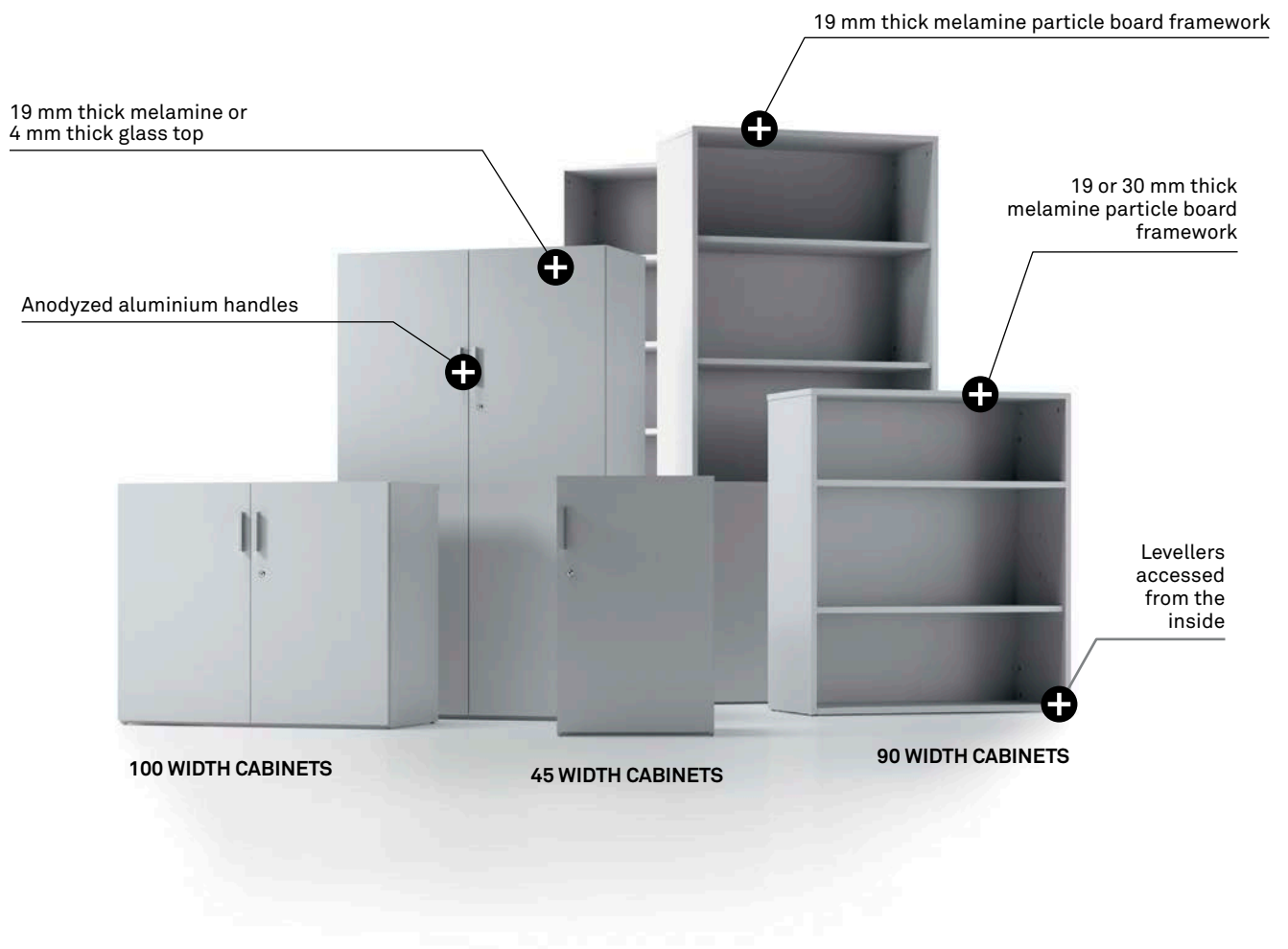
Forma 5

TECHNICAL FEATURES

MELAMINE STORAGE



CABINETS



ELEMENT DESCRIPTION

FRAMEWORK

The framework is formed by laterals, floor and back panel.

Laterals: 19 mm thick melamine particle board, with rectangular shape. Drilled underneath for nuts with black trims and drilling zipper to assemble the shelves at the desired height. Levellers included are accessed from inside of the cabinet or filing drawer to adapt to any surface.

Floor: 19 mm thick particle board, with rectangular shape.

Basic back panels: 10 mm thick melamine particle board without edges.

Plus back panels: 19 mm thick melamine particle board, drilled to be fixed to the laterals and top.



TOP

19 mm thick melamine particle board, with rectangular shape.



SHELVES

19 mm thick (or optionally 30 mm thick) melamine particle board. Expanding shelf-supports included at the inner side. Load: 90 mm shelf: 47.2 kg, 45 mm shelf: 22.5 kg.



DOORS

MELAMINE DOORS: 19 mm thick melamine particle board. Fixed to the cabinet through metal hinges with a self-locking system. The swivel lock has 2 anchor points to the floor and the top.

GLASS DOORS: 4 mm thick etched glass included in an aluminium frame.



DRAWERS- FILING DRAWERS

Metal frames fixed to metal ball guides to facilitate the movement and autocatch system to help the closure and avoids the accidental opening. The front side of the framework is made of a 19 mm thick melamine particle board. Handles are made of anodized aluminium. They may include optional anti-tilt system and lock. Fram load capacity: 32 kg.



FITTINGS

The filing drawers go totally assembly, with some fittings for the drawers.

In all cases: cams, cam pins and trims, spikes, back fixers, levellers, screws, shelholders (depending on the shelf amount), screws to join cabinets.



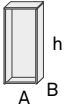





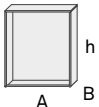
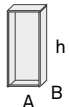

Drawers: 96 mm standard antracyte grey drawer.

Melamine door: 2, 3 or 4 hinges for door, depending on the height. For a quick assembly an a 95° opening angle and tridimensional adjustment. Optional cushion version included. Silver grey lacquered swivel chromed lock with 2 anchor points to the floor and top.

PACKING

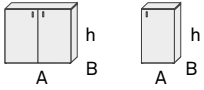
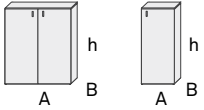
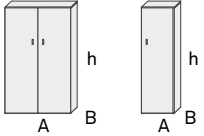
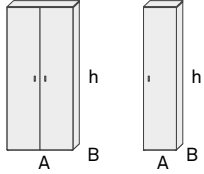
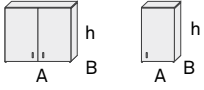
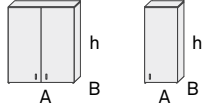
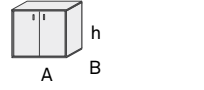
The cabinet goes completely disassembled. The bulks go wrapped with protections.

BASIC & PLUS OPEN CABINETS

 	<p>LOW CABINETS</p>	<p>A x B x h</p>	<p>100 x 40,3 x 74 90 x 40,3 x 74 45 x 40,3 x 74</p>
 	<p>INTERMEDIATE CABINETS</p>	<p>A x B x h</p>	<p>100 x 40,3 x 103 90 x 40,3 x 103 45 x 40,3 x 103</p>
 	<p>MEDIUM CABINETS</p>	<p>A x B x h</p>	<p>100 x 40,3 x 148 90 x 40,3 x 148 45 x 40,3 x 148</p>
 	<p>HIGH CABINETS</p>	<p>A x B x h</p>	<p>100 x 40,3 x 196 90 x 40,3 x 196 45 x 40,3 x 196</p>
 	<p>LOW OVERHEAD CABINETS</p>	<p>A x B x h</p>	<p>100 x 40,3 x 74 90 x 40,3 x 74 45 x 40,3 x 74</p>
 	<p>MEDIUM OVERHEAD CABINETS</p>	<p>A x B x h</p>	<p>100 x 40,3 x 103 90 x 40,3 x 103 45 x 40,3 x 103</p>
	<p>DESK HEIGHT CABINETS (Top 19 mm or 30 mm)</p>	<p>A x B x h</p>	<p>80 x 40,3 x 73,7</p>

OVERVIEWS AND DIMENSIONS

BASIC & PLUS HIGH DOOR CABINETS


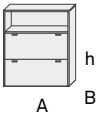




	<p>LOW CABINETS</p>	<p>A x B x h</p>	<p>100 x 42,5 x 74 90 x 42,5 x 74 45 x 42,5 x 74</p>
	<p>INTERMEDIATE CABINETS</p>	<p>A x B x h</p>	<p>100 x 42,5 x 103 90 x 42,5 x 103 45 x 42,5 x 103</p>
	<p>MEDIUM CABINETS</p>	<p>A x B x h</p>	<p>100 x 42,5 x 196 90 x 42,5 x 196 45 x 42,5 x 196</p>
	<p>HIGH CABINETS</p>	<p>A x B x h</p>	<p>100 x 42,5 x 196 90 x 42,5 x 196 45 x 42,5 x 196</p>
	<p>LOW OVERHEAD CABINETS</p>	<p>A x B x h</p>	<p>100 x 42,5 x 74 90 x 42,5 x 74 45 x 42,5 x 74</p>
	<p>MEDIUM OVERHEAD CABINETS</p>	<p>A x B x h</p>	<p>100 x 42,5 x 103 90 x 42,5 x 103 45 x 42,5 x 103</p>
	<p>DESK HEIGHT CABINETS (Top 19 mm or 30 mm)</p>	<p>A x B x h</p>	<p>80 x 42,5 x 73,7</p>

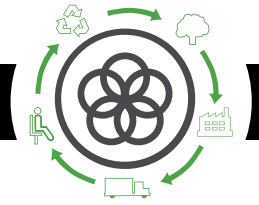
OVERVIEWS AND DIMENSIONS

BASIC & PLUS LOW DOOR CABINETS

	MEDIUM CABINETS	A x B x h	100 x 42,5 x 103 90 x 42,5 x 103 45 x 42,5 x 103
	INTERMEDIATE CABINETS	A x B x h	100 x 42,5 x 148 90 x 42,5 x 148 45 x 42,5 x 148
	HIGH CABINETS	A x B x h	100 x 42,5 x 196 90 x 42,5 x 196 45 x 42,5 x 196

BASIC & PLUS FILING DRAWERS

	LOW FILING DRAWERS 2 DRAWERS	A x B x h	90 x 42,2 x 74
	INTERMEDIATE FILING DRAWERS 2 DRAWERS	A x B x h	90 x 42,2 x 103
	MEDIUM FILING DRAWERS 2 DRAWERS	A x B x h	90 x 42,2 x 148
	MEDIUM FILING DRAWERS 4 DRAWERS	A x B x h	90 x 42,2 x 148
	HIGH FILING DRAWERS 2 DRAWERS	A x B x h	90 x 42,2 x 196
	45 CM WIDTH FILING DRAWERS 4 DRAWERS	A x B x h	47 x 62,5 x 136



Life Cycle Analysis

MELAMINE STORAGE PROGRAM



RAW MATERIALS		
Raw Material	Kg	%
Steel	0,49 Kg	1%
Plastic	0,49 Kg	1%
Wood	47,74 Kg	98%

% Recycled Mat. = 69%
 % Recyclable Mat. = 99%

Ecodesign

Results reached during the life cycle stages

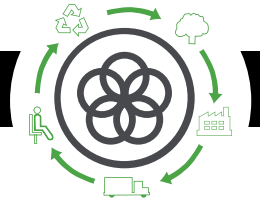


Wood
 70% of the wood material is recycled, has PEFC/FSC and complies within the E1 standard.

Steel
 15%-99% recycled material.

Plastic
 30%-40% recycled material.

Packings
 100% recyclable with inks with no solvents.



PRODUCTION

Raw materials use optimization

Board, upholstery and steel tubes cut.

Renewable energies use

reducing the CO2 emissions. (Photovoltaic pannels)

Energy saving measures

in all production process

COV global emission reduction

of the production processes by 70%.

Podwer painting

ecovery of 93% of the non deposited painting

Glue removal from the upholstery

The facilities

have an internal sewage for liquid waste.

Green points

at the factory

100% waste recycling

at production process ans dangerous waste special treatment.



TRANSPORT

Cardboard use opmitization

of the packings

Cardboard and packing materials use reduction

Flat packings and small bulks

to optimize the space.

Solid waste compacter

which reduces transport and emissions.

Light volumes and weights

Transport fleet renewal

reducing by 28% the fuel consumption.

Suppliers area reduction

Local market power and less pollution at transport.



USE

Easy maintenance and cleaning

without solvents.

Forma 5 guarantee

The highest quality

for materials to provide a 10 year average life of the product.

Useful life optimization

of the product due to a standarized and modular design.

The boards

with no E1 particle emission.



END LIFE

Easy unpacking

for the recyclability or compound reuse.

Piece standarization

for the use.

Recycled materials used for products (% recyclability):

Wood is 100% recyclable.

Steel is 100% recyclable.

Plastics are from 70 to 100% recyclable.

With no air or water pollution

while removing waste.

Returnable, recyclable and reusable packing

Product recyclability 99%

MAINTENANCE AND CLEANING GUIDE

MELAMINE PIECES

Rub the dirty spots with a wet cloth with PH neutral soap.

PLASTIC PIECES

Rub the dirty spots with a wet cloth with PH neutral soap.

METAL PIECES

- 1 Rub the dirty spots with a wet cloth with PH neutral soap.
- 2 Polished aluminium pieces can have their polish bak by covering and rubbing them with a dry cottom cloth.

GLASS PIECES

Rub the dirty spots with a wet cloth with PH neutral soap.

Do not use abrasive products in any case.

LEGAL TERMS

CERTIFICATES

The Melamine Storage program has been designed and manufactured according to the current legal terms about office desks and storage elements:

UNE-EN 14073-1: "Office furniture. Office desks and storage furniture. Part 1: Dimensions"

UNE-EN 14073-2: "Office furniture. Office desks and storage elements. Part 2: Security requirements"

UNE-EN 14073-3: "Office furniture. Office desks and storage elements. Part 3: Test methods to determine the stability and structural resistance"

Developed by R&D FORMA 5