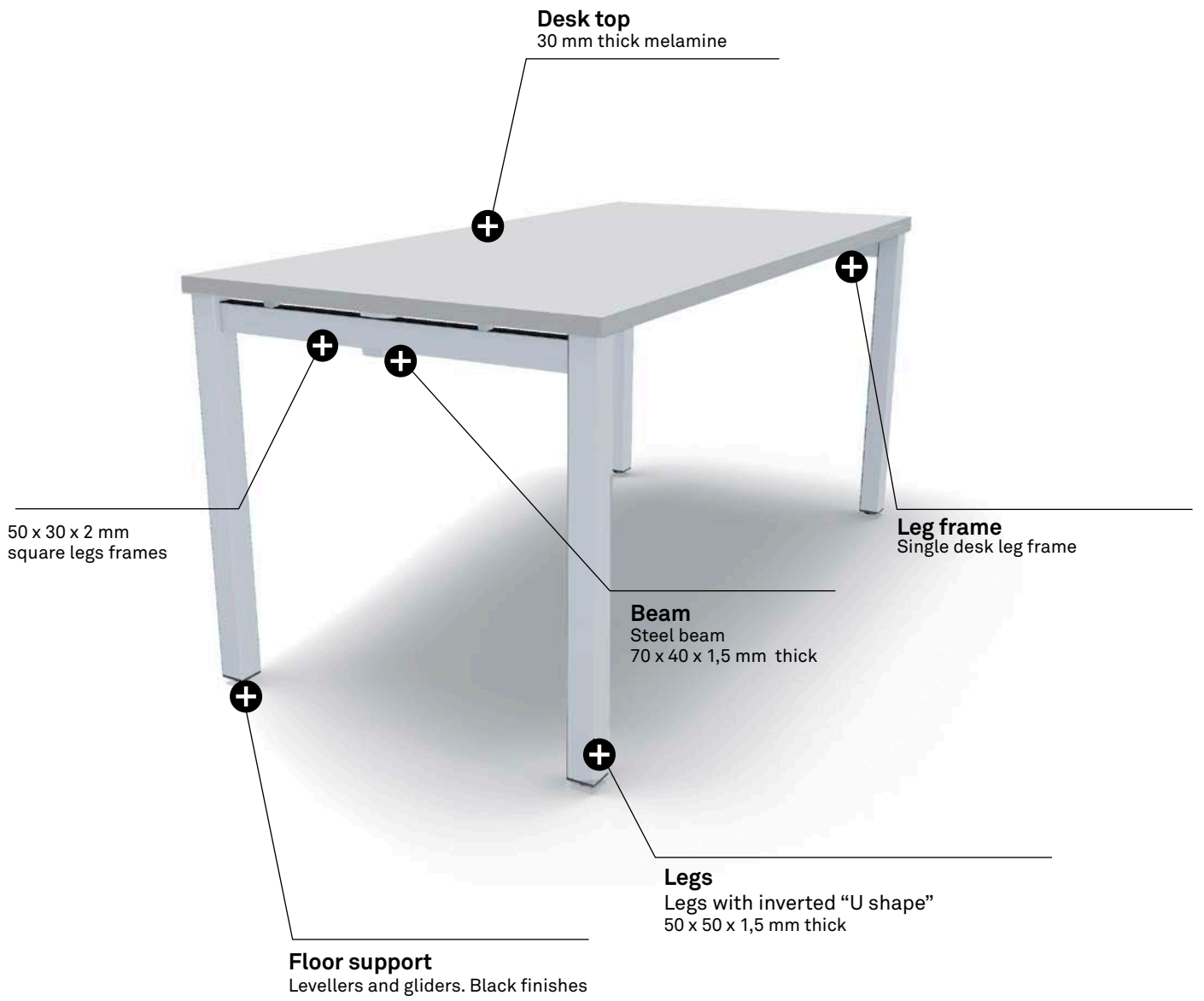


Forma 5

TECHNICAL FEATURES

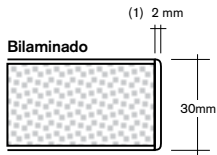
ZAMA NEXT





ELEMENT DESCRIPTION

BOARD



| EDGE WIDTH | 30 mm BOARD |
|---------------------|-------------|
| 2 mm ⁽¹⁾ | Desk top |

TOPS

30 mm thick melamine particle board. 2 mm thick thermofused edges around the perimeter. Drilled underneath side to allow the assembly. The quality requirements for the board are made according to the UNE-EN 312 legal terms, corresponding to P2 board. The average 30 mm thick board density is 610/m³.



STRUCTURE AND BEAM

A single beam made of leg frames and a central beam.

A beam of 70 x 40 x 1.5 mm thick and with a 100 micron layer epoxy paint. Junction between the beam and the leg frame with a plastic piece to allow the assembly, obtaining a more elaborate aesthetics.



Single desk structure

LEG FRAMES

Square leg steel tube 50 x 50 x 1.5 mm thick with crossbar 50 x 30 x 2 mm. 100 micron epoxy powder paint.

This program includes three types of leg frames: simple (for single desks), double (for bench desks) and add-on leg frames (for bench and single desks). The last type provides longitudinal growth for add-on desks and, as it is shorter than the bench side where it is installed, it facilitates the distribution of workstations.

Leg frame with height adjustment for single desks (660 - 860 mm). Leg tube 50 x 50 x 2 mm and crossbar 50 x 30 x 2 mm and with a 100 micron layer epoxy paint.



Bench desk structure

FLOOR SUPPORT

Floor support with glides and polypropylene levelleres, black finishes, to keep the desk surface straight.

As an option, it can be order the single desk and the return desk with height adjustment. The desks with height adjustment have a minimum height desk of 660 mm and a maximum of 860 mm. This type of floor support has also levelleres to keep the surface straight on any type of floor.




SCREEN

MELAMINE: 19 mm thick particle board with 1.2 mm thermofused edges around the perimeter. Fixed to the structure with specific fittings hidden below the desk.


GLASS: 6 mm (3+3 mm) laminated glass with inner butyral sheet. Polished edges and rounded corners. Fixed to the structure by specific fittings hidden below the desk.

UPHOLSTERED: 16 mm thick particle board base with both sides upholstered. Sewings at laterals. Share fittings with the rest of the screens.

UPHOLSTERED ACOUSTIC: 16 mm thick particleboard base covered with a 5 mm thick foam cover with 60Kg/m³ density and upholstered on both sides. Double perimeter seam. Fixing to the structure of the desk by specific fittings.



Melamine



Upholstered



Glass




Acoustic

MODESTY PANEL

This program is compatible with melamine and metal modesty panels. These ones are assembled without screws, by a specific fittings and that it is attached to the front leg frames.

Melamine modesty panel: 19 mm thick particles board with 1,2 mm thick thermofused edges in its whole perimeter fixed to the framework with specific fittings hidden under the desk.

Metal modesty panel: Drilled steel modesty panel with powder epoxy paint finished 220°C polymerized (1,5 mm thick) and engraved texture. Hanging from the front beam.



ELEMENT DESCRIPTION

CABLE MANAGEMENT



SQUARE DESK GROMMETS


ABS tap of 94 x 94 mm and polished finish. Polypropylene piece Ø 80 mm inner. Height 25 mm (2 mm over top).



ALUMINIUM TOP ACCESS

Aluminium part overall dimensions 367 x 127 x 33 mm. Extruded tap aluminium 348 x 89 mm and 4 mm average thickness. Aluminium injection inner piece average thickness 2.5 mm.

HORIZONTAL CABLE DRIVING



REMOVABLE WIRE CABLE TRAYS

Electrowelded wire tray Ø 5 mm rod. Fix to the tap by metal plates.



POLYPROPYLENE CABLE TRAY

Variable thick polypropylene tray. Overall dimensions 365 x 165 x 150 mm. Fixation to top directly by screws.



METAL CABLE TRAY TO SERVICE POWER

Metal cable tray to service power outlet, made of steel sheet, 1,2 mm thickness and 300 mm in length. Possibility of setting a power block. Fixing in the desk top with wooden screws. outlet



EXTENSIBLE TRAY

Extensible tray made of die-cut and folded plate of 1mm and 350 mm of width. This tray is mechanised to put power blocks. It is suspended directly in the structure (leg frames).



POLYPROPYLENE WIRE CABLE TRAY

Variable thick polypropylene tray. Overall dimensions 472 x 360 x 114 mm. Fixation to beams by folds in the mold. It is possible to screw it to the top.

VERTICAL CABLE DRIVING



METAL CABLE PILLAR

1,5 mm thick metal pillar. Section 71 x 70 mm, base 160 x 160 mm. Overall height 572.5 mm.



CABLE SPINE FOR ELECTRIFICATION

Spiral thermoplastic material, anchored to the top by screws and to the ground with a pedestal base. Silver gray finish.



F25, ZAMA AND ZAMA NEXT CABLE MANAGEMENT PILLAR

1 mm thick folded sheet metal column in "C" shape. 51 x 41,5 mm and 584 mm height. Fixation to leg by pressure.



FABRIC CABLE RISER

Fabric cable riser, made of Web mesh and 80 mm diameter. It is only compatible with the extensible tray. Fixed by an elastic band.

ADDITIONAL ACCESSORIES



ADJUSTABLE CPU CABINET

Support folded metal sheet, 2 mm thick. Adjustable height and width to suit different dimensions. Screwed to desk top. Flexible polyurethane protections to prevent vibration and to ensure an optimal fit.



4 WAY POWER BLOCK

16A 250V sockets with 3 x 1.5 mm² power cable. CAT5E network cable.



3 WAY POWER BLOCK WITH 2X RJ45 DATA

16A 250V sockets with 3 x 1.5 mm² power cable. CAT5E network cable.



POWER CABLE AND EXTENSION CABLE

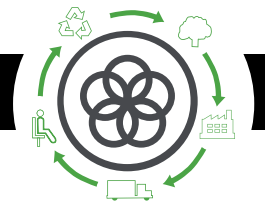
3 x 1,5 mm² cable 250V 16A with grounding.

CONFIGURATIONS AND DIMENSIONS

SINGLE DESK - RETURN DESK - BENCH

| | | | | |
|--|---|------------|--|--|
| | RECTANGULAR DESK | A x B | 180 x 80 160 x 80 140 x 80 120 x 80 100 x 80 | 180 x 60 160 x 60 140 x 60 120 x 60 100 x 60 |
| | ADD-ON RECTANGULAR DESK LEG FRAMES SUPPORT | A x B | 180 x 80 160 x 80 140 x 80 120 x 80 100 x 80 | 180 x 60 160 x 60 140 x 60 120 x 60 100 x 60 |
| | RETURN DESK LEG FRAMES SUPPORT | A x B | 100 x 60 80 x 60 | |
| | BENCH DESK | A x B / b1 | 180x160/78 160x160/78 140x160/78 120x160/78 | 180x124,5/60 160x124,5/60 140x124,5/60 120x124,5/60 |
| | ADD-ON BENCH DESK LEG FRAMES SUPPORT | A x B / b1 | 180x160/78 160x160/78 140x160/78 120x160/78 | 180x124,5/60 160x124,5/60 140x124,5/60 120x124,5/60 |

TOP 30 mm h: 74,5 cm



Life Cycle Analysis
ZAMA NEXT Programme



| RAW MATERIALS | | |
|---------------|----------|---------|
| Raw Material | Kg | % |
| Steel | 13,76 Kg | 36,28 % |
| Plastic | 0,371 Kg | 0,98 % |
| Wood | 23,8 Kg | 62,75 % |

% Recycled material= 57%
 % Recyclable materials=99%

Ecodesign

Results reached during the life cycle stages



MATERIALS

Wood

70% of the wood material is recycled, has PEFC/FSC and complies within the E1 standard.

Steel

15%-99% recycled material.

Plastic

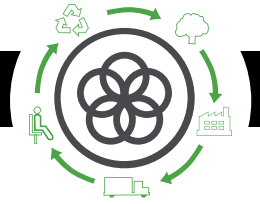
30%-40% recycled material.

Paintings

Podwer painting without COV emissions

Packings

100% recyclable with inks with no solvents.



PRODUCTION

Raw materials use optimization

Board, upholstery and steel tubes cut.

Renewable energies use

reducing the CO2 emissions. (Photovoltaic pannels)

Energy saving measures

in all production process

COV global emission reduction

of the production processes by 70%.

Podwer painting

ecovery of 93% of the non deposited painting

Glue removal from the upholstery

The facilities

have an internal sewage for liquid waste.

Green points

at the factory

100% waste recycling

at production process ans dangerous waste special treatment.



TRANSPORT

Cardboard use opmitization

of the packings

Cardboard and packing materials use reduction

Flat packings and small bulks

to optimize the space.

Solid waste compacter

which reduces transport and emissions.

Light volumes and weights

Transport fleet renewal

reducing by 28% the fuel consumption.

Suppliers area reduction

Local market power and less pollution at transport.



USE

Easy maintenance and cleaning

without solvents.

Forma 5 guarantee

The highest quality

for materials to provide a 10 year average life of the product.

Useful life optimization

of the product due to a standarized and modular design.

The boards

with no E1 particle emission.



END LIFE

Easy unpacking

for the recyclability or compound reuse.

Piece standarization

for the use.

Recycled materials used for products (% recyclability):

Wood is 100% recyclable.

Steel is 100% recyclable.

Aluminium is 100% recycable.

Plastics are from 70 to 100% recyclable.

With no air or water pollution

while removing waste.

Returnable, recyclable and reusable packing

Product recyclability 99%

MAINTENANCE AND CLEANING GUIDE

MELAMINE PIECES

Rub the dirty spots with a wet cloth with PH neutral soap.

PLASTIC PIECES

Rub the dirty spots with a wet cloth with PH neutral soap.

METAL PIECES

- 1 Rub the dirty spots with a wet cloth with PH neutral soap.
- 2 Polished aluminium pieces can have their polish bak by covering and rubbing them with a dry cottom cloth.

GLASS PIECES

Rub the dirty spots with a wet cloth with PH neutral soap.

Do not use abrasive products in any case.

LEGAL TERMS

CERTIFICADOS

Forma 5 certifies that ZAMA NEXT programme has passed tests conducted in the laboratory of internal Quality Control and TECNALIA Research Technology Center, obtaining "satisfactory" results in the following tests:

UNE-EN 527-1:2011 norm. Office furniture. Desks. Part 1: Dimensions.

UNE-EN 527-2:2002 norm. Office furniture. Desks. Part 2: Security mechanism requirements.

UNE-EN 527-2:2003 norm. Office furniture. Desks. Part 3: Testing methods to determine the stability and mechanic resistance of the structure.

Developed by FORMA 5 R&D